



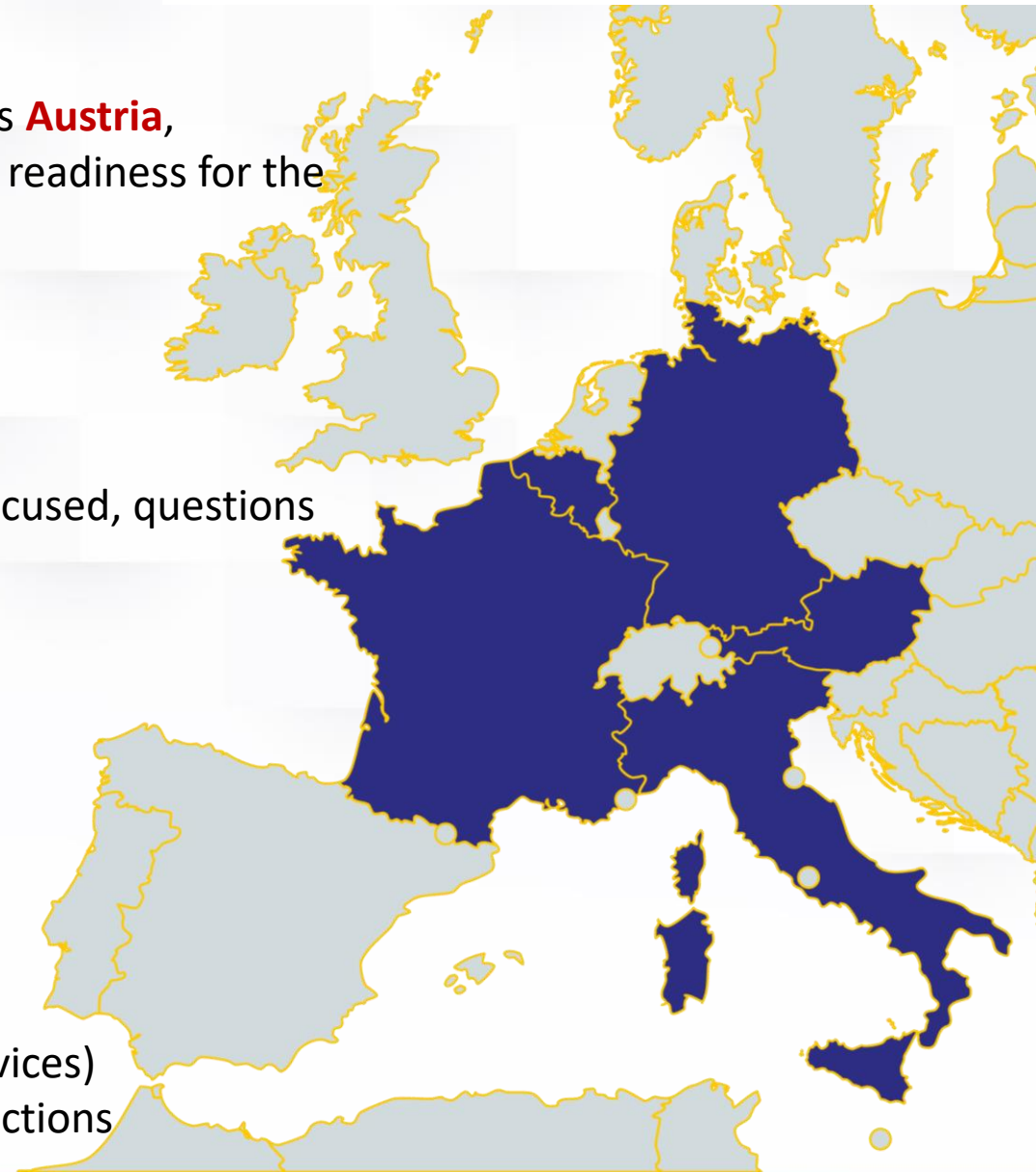
The project: **EOSC-Pillar** coordinates national Open Science efforts across **Austria**, **Belgium**, **France**, **Germany** and **Italy**, and ensures their contribution and readiness for the implementation of the EOSC

Landscape survey activity:

- first survey to start among 5B projects (launched September 2019)
- professional approach: Machine readable survey (multiple choice), focused, questions iterated with many colleagues from different target groups
- 2204 targets: e-infrastructures, RIs, universities, funding bodies
- 603 responses (27%)
- Analysis Report: Bodlos et al. 2020, will be available at <https://phaidra.univie.ac.at/o:1045211>
- Thanks to colleagues from Vienna University, KIT, UGent, CNRS/IN2P3

Next step:

- Use the results in WP4 (from national initiatives to trans-national services)
- Results used in countries to prepare national EOSC associations and actions



Results on Policies

Funding Bodies: “grant conditions (all/partly)”: 36% require Open Access, 40% Data Management Plans, 32% Open Data, 28% long-term availability data



- Funding bodies most frequently have mandatory rules for all or some grants concerning data management plans (DMPs), open access publications and open research data. Rules concerning the long-term availability of research data are less common.
- Even if funding bodies have not adopted mandatory regulations, they frequently encourage grant recipients to comply to guidelines (especially concerning open research data and open access publications).

Universities: “existence of written regulation / policies”: 21% require long-term availability data (more in Belgium/Germany), 19% require data in certified repositories (> France/Italy), 18% FAIR data (> Italy), 13% Open Data (> Italy/France/Germany)

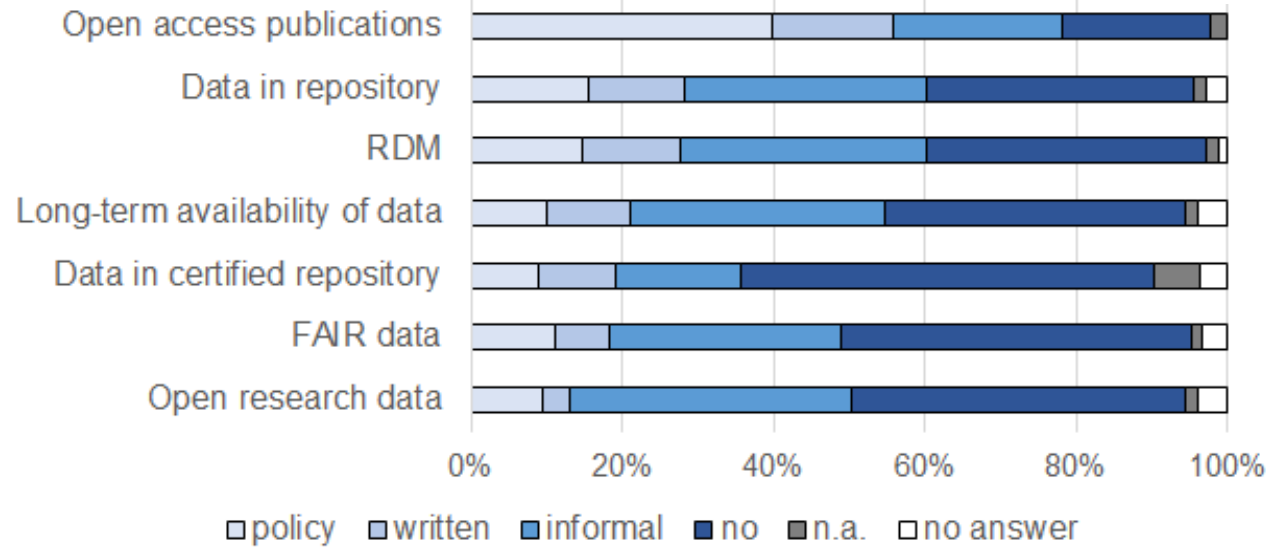


- ★ Across countries, universities most frequently have adopted policies and written regulations for open access publications (56%). Ranked next are the items “publication of data in a repository” and “research data management” (28%).
- ★ On average, the percentages of universities publishing formal/written regulations or policies is almost as large as the percentage of universities with informal regulations. However, the largest group are on average universities without any regulations on open science/ open data.

[Bodlos et al. 2020](#)

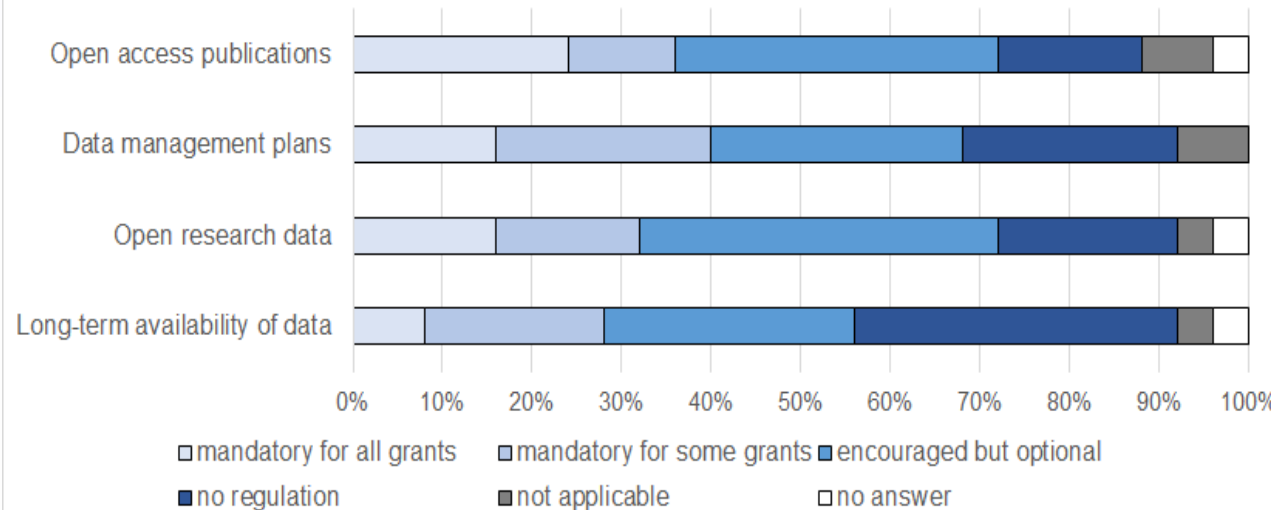


Regulations adopted by universities



Results on Policies

Rules for funding



Bodlos et al. 2020